

SUPER DUTY POWER PACK LINE (OSPP 20A/OSPP 20A MO)



BASIC OPERATION - The OSPP 20A delivers a wide array of switching solutions in a single unit. Submitted for stringent testing, this robust Power Pack line is designed to deliver unmatched performance. The OSPP 20A line features robust and reliable mechanical latching relays, exclusive fail-safe circuitry, daylight harvesting, bi-level switching, and is configurable for energy code requirements (CA Title 24, ASHRAE 90.1, NYC LL48). Exclusive High Inrush Stability (H.I.S.™) circuitry is specifically designed to handle high inrush electronic ballast loads and offer unmatched durability and service

APPLICATIONS

- Cafeterias
- Daylight Harvesting
- Bi-level Switching
- Plug Load Control
- CA Title 24 Compliant
- Auto-ON/Auto-OFF with Local Switch
- Manual-ON/Auto-OFF with Local Switch

FEATURES

High performance line includes models for daylight harvesting, bi-level switching, plug load control, CA Title 24, occupancy sensing control, and manual switching.

- Fail-safe circuitry/Return-to-Closed capability
- Robust and reliable mechanically held latching relay provides dependability and robust performance for all load types and provides power savings over electrically held relay power packs
- Industry exclusive fail-safe circuitry - in the event of product failure, Return-to-Closed capability causes relay to default to a closed position (ON) for safe operation and alleviates life safety concerns
- Industry exclusive H.I.S. (High Inrush Stability) circuit designed to handle high inrush electronic ballast loads
- Factory calibrated zero crossing for extended life of the relay
- Submitted and passed for stringent testing:
- Tested over 1,500,000 loaded cycles
- Passed NEMA 410 testing for electronic ballast inrush current
- UL/cUL 916 Listed for Energy Management Equipment
- Power supply output short circuit protection
- Voltage regulated at 24VDC, 225mA
- Optimal installation flexibility
- Class 2 wires are Teflon coated for UL2043 Plenum Rated applications
- Mounts inside or outside fluorescent ballast cavity
- Mounts inside or outside junction box
- RoHS Compliant

OSPP 20A MO

- Exclusive patented self-detect configurable local switch input - momentary or maintained
- Configurable for auto-ON and manual-ON occupancy sensor inputs
- Meets energy code requirements for CA Title 24



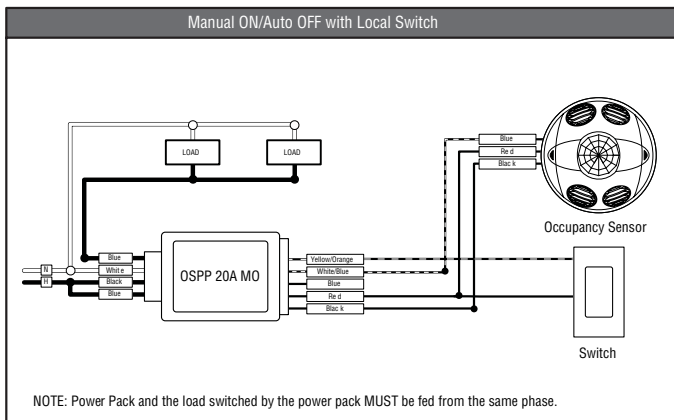
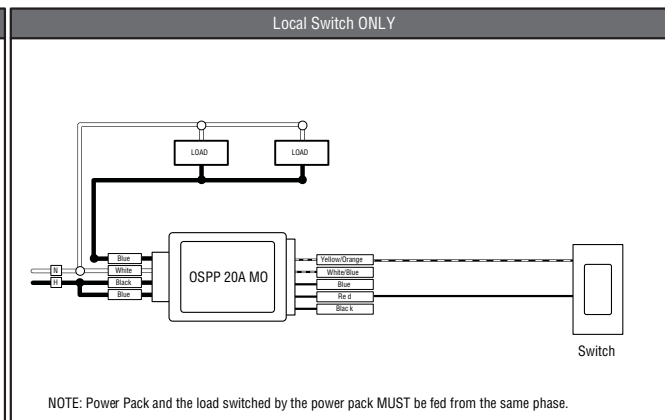
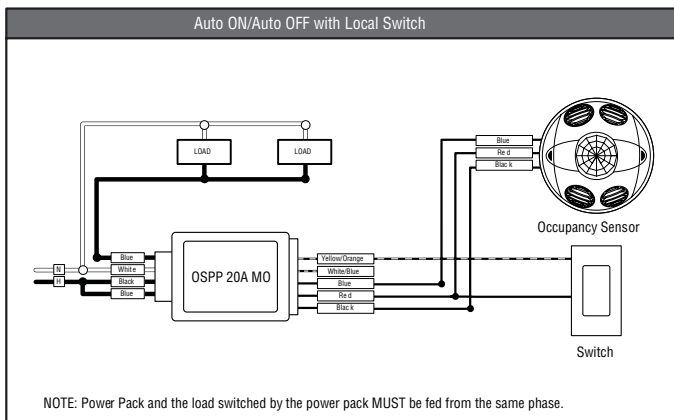
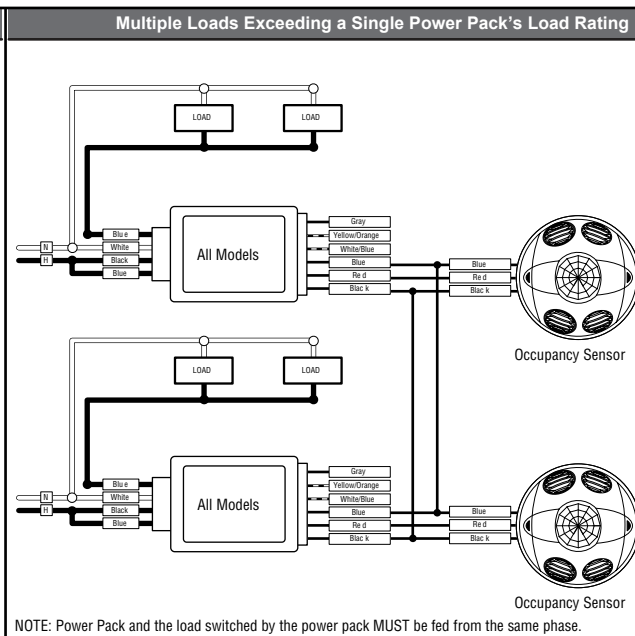
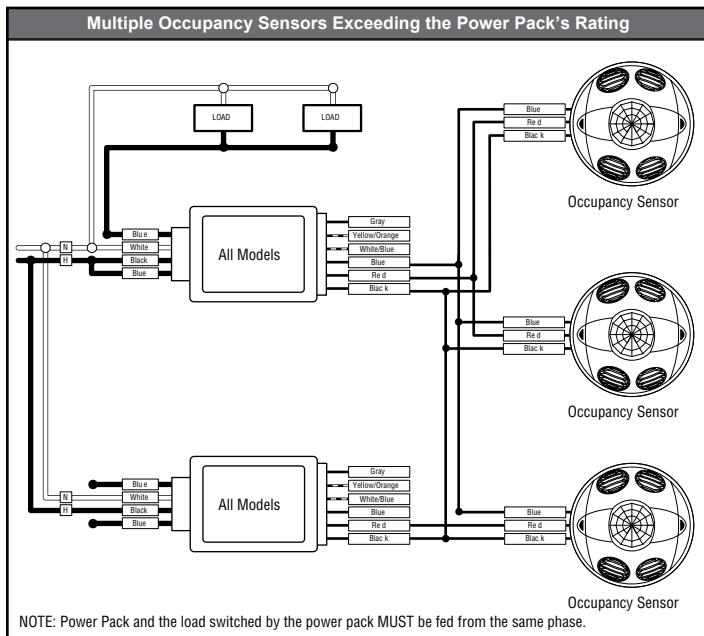
Project Name _____ Catalog # _____

1-800-436-7800 (Support, Option 8) www.lsi-industries.com

© 2018
LSI INDUSTRIES INC.

SUPER DUTY POWER PACK LINE (OSPP 20A/OSPP 20A MO)

APPLICATION DIAGRAMS



Project Name _____ Catalog # _____

1-800-436-7800 (Support, Option 8)

www.lsi-industries.com

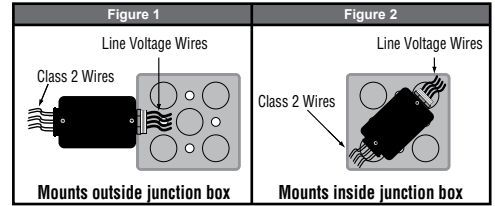
© 2018
LSI INDUSTRIES INC.

SUPER DUTY POWER PACK LINE (OSPP 20A/OSPP 20A MO)

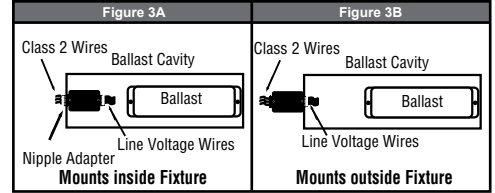
SPECIFICATIONS

ENVIRONMENTAL	
Operating Temperature Range	32°F to 122°F (0°C to 50°C)
Relative Humidity	0% to 90% non-condensing, for indoor use only
OTHER	
Construction	Case: high impact, UL rated plastic Relay: 60A rated magnetic latching relay; silver alloy contacts Wire: 6" leads, 18AWG input; 14AWG load; LV connections: 8" leads 22AWG
Dimensions	2.400"H x 3.811"W x 1.432"D (60.96mm x 96.80mm x 36.37mm)
Listings	UL/cUL Listed, FCC Certified, NOM Certified, CA Title 24 Compliant, meets ASHRAE 90.1 requirements, RoHs Compliant
Color	Gray
Warranty	Limited Five-Year Warranty

JUNCTION BOX INSTALLATION



FLUORESCENT BALLAST INSTALLATION



ORDERING INFORMATION

PART NO.	DESCRIPTION	CAT. NO.	POWER INPUT	RELAY RATING	CONTROL INPUTS	POWER SUPPLY OUTPUT
596056	Power Pack, Basic with Auto-ON	OSPP 20A	120-230-277VAC, 50/60 Hz	20A, 2400W @ 120V – Resistive 20A, 2400W @ 120V – General Purpose 20A, 2400W @ 120V – Incandescent 20A, 2400W @ 120V – Fluorescent 20A, 5540W @ 277V – Resistive 20A, 5540W @ 277V – General Purpose 20A, 5540VA @ 277V – Fluorescent 16A, 4430VA @ 277V – Electronic Ballasts 1/2 HP @ 120V – Motor Load 2 HP @ 240/277V – Motor Load	2mA, 24VDC	225mA, 24VDC, 5.4W
672533	Power Pack with Auto-ON, manual-ON and local switch inputs, Title 24 Compliant	OSPP 20A MO				

Suitable for general purpose plug load control
 - 20A, 2400W @ 120V
 - complies with ASHRAE 90.1 and CA Title 24 Plug Load Control Requirements

POWER PACK CAPACITY FORMULA

Power packs can be used to provide power to one or more occupancy sensors. Since current consumptions of occupancy sensors may vary, the best way to ensure you order the correct number of power packs and add-a-relays is by using this formula:

$$\left(\begin{array}{c} \# \text{ of sensor} \\ \text{Model As} \\ \times \\ \text{Sensor A current} \\ \text{consumption} \end{array} \right) + \left(\begin{array}{c} \# \text{ of sensor} \\ \text{Model Bs} \\ \times \\ \text{Sensor B current} \\ \text{consumption} \end{array} \right) + \left(\begin{array}{c} \# \text{ of Add a} \\ \text{Relays} \\ \times \\ 50\text{mA} \end{array} \right) \leq 250\text{mA}$$

DESCRIPTION	CURRENT CONSUMPTION
OS 15C I WH, OS HM I WH, OS ACW I WH	10-15mA
OS 05C M WH, OS 12W M WH	25mA
OS 20C M WH	30mA



Project Name _____ Catalog # _____

1-800-436-7800 (Support, Option 8) www.lsi-industries.com

© 2018
LSI INDUSTRIES INC.