

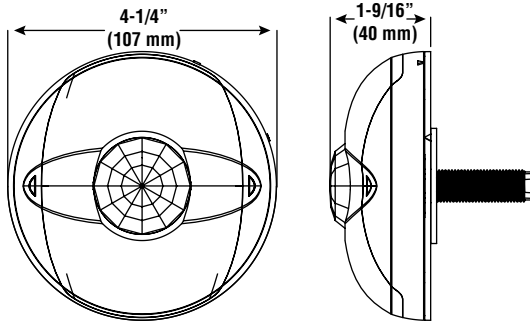
INFRARED CEILING OCCUPANCY SENSOR (OS 15C I WH)



FEATURES

- **Fast, Simple Installation:** Easy base mount, three wire connection (low voltage) and twist-and-lock detector attachment.
- **Self-Adjusting:** Internal microprocessor continually analyzes, evaluates and adjusts the infrared sensitivity and time delay. Performance is kept at a maximum and user complaints are eliminated.
- **Flexible Base Mounting:** Supplied twist-and-lock base mount permits fast alignment. Supplied cover hides mounting hardware and wires. Can be used with raceways for hard surface installations.
- **Range & Coverage:** 1,500 sq. feet
- **Maximum Reliability, Low Cost:** All digital circuitry uses a minimum of components.
- **Power base (OSPB 15A)** available for line voltage applications.
- **Ambient Light Recognition:** A Light Sensor prevents lights from turning on when the room is adequately lit by natural light.
- **Non-Volatile Memory:** Learned and adjusted settings saved in protected memory are not lost during power outages.
- **Timer Setting Feature:** Automatic – 30sec – 30min. Test mode – 6sec with auto exit programming.
- **PIR Masking:** Pre-scored masking disks are provided with the device for fine tuning the field-of-view.
- **Walk-Through:** Provides increased energy savings by decreasing the time delay to 2.5min when someone momentarily walks through the monitored space.
- **High Motion Sensitivity:** Large lens area and multi-element lens design gives excellent range and sensitivity.
- **Custom off-white color** matched for shaded ceilings and most common ceiling tiles.
- **Device:** Rugged, high-impact, injection molded plastic. Color coded leads are 6" long (16.24 cm)

DIMENSIONS



BASIC OPERATION - The OS 15C I WH Infrared Ceiling Sensor is a low voltage occupancy sensor that works in conjunction with the OSPP 20 Power Pack to control lighting. The sensor's main function is to turn the lights ON or maintain the lights ON while movement is detected within the sensor's range and to turn the lights OFF when the space is left unoccupied.

The sensor uses a Dual Element PIR heat detector that resides behind a multi-zone optical lens. This Fresnel lens establishes dozens of zones of detection. The sensor is sensitive to the heat emitted by the human body. In order to trigger the sensor, the source of heat must move from one zone of sensing to another. Non-moving hot objects will not cause the lights to turn ON (like incandescent lights).

APPLICATIONS

- Classrooms
- Utility closets
- Conference rooms
- Copy rooms
- Hallways
- Small offices
- Open areas
- Private restrooms
- Storage rooms
- Vending rooms
- Open warehouses
- Workspaces

HOW THE OS AUTOMATICALLY ADAPTS

Condition	Example	Self-Adaptive Reaction
Timer Left In Test Mode - The sensor remains in a 6 sec. test mode.	An installer accidentally leaves the sensor in the 6 sec. timer test mode and the lights may go off or on every 6 sec.	The sensor automatically resets the timer to 10 min. after 15 min of test mode.
False-On - The sensor incorrectly turns the lights on.	The sensor detects movement in the corridor or hallway and the room lights turn on.	After an initial movement is sensed, if another movement is not sensed within the timer setting then the delayed off times setting is automatically reduced.
False-Off - The sensor incorrectly turns the lights off.	The sensor does not detect movement because an occupant sits virtually motionless at a desk and the lights turn off.	If motion is sensed within a short period after the lights go off, then the current delayed off-time setting is increased.



Project Name _____ Catalog # _____

1-800-436-7800 (Support, Option 8) www.lsi-industries.com

© 2018
LSI INDUSTRIES INC.

INFRARED CEILING OCCUPANCY SENSOR (OS 15C I WH)

DIP SWITCH SETTINGS			
SWITCH	SWITCH FUNCTIONS	SWITCH SETTINGS	
	BANK A	OFF	ON
A1	N/A		
A2	N/A		
A3	Manual Mode	Auto Adapting Enabled	Auto Adapting Disabled
A4	Walk-Thru Disable	Walk-Thru Enabled	Walk-Thru Disabled
	BANK B		
B1	Override to On	Auto Mode	Lights forced On
B2	Override to Off	Auto Mode	Lights forced Off
B3	Test Mode	OFF*ON*OFF	Enter/Exit Test Mode
B4	LED Disable	LEDs Enabled	LEDs Disabled

*Bold items are factory defaults

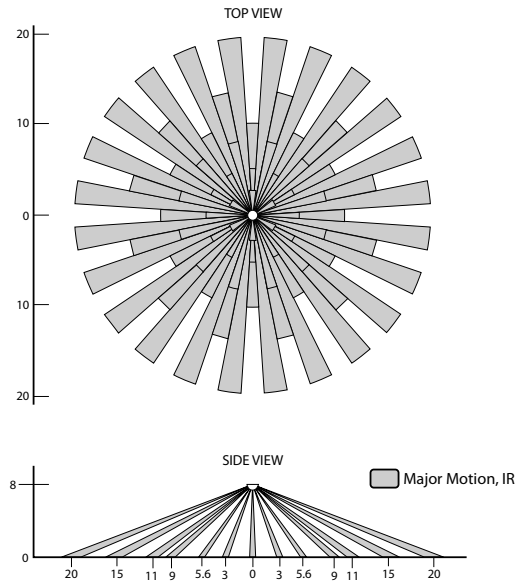
SPECIFICATIONS

ELECTRICAL	
Power Requirements	24 VDC, 10mA from OSPP20A Power Pack or OPB15A-WH Power Base
Power Consumption	10mA
Output	24 VDC active high logic control signal with short circuit protection
CONTROLS	
Infrared Sensitivity	0 to 100%; red knob (factory setting: 75%)
Light Sensor	20 to 3,000 Lux; blue knob factory set at 100% (* grey wire required)
Time Delay	30sec-30min; black knob (factory setting: 10min)
INDICATORS	
Red LED Lamp	Passive infrared motion technology
ENVIRONMENTAL	
Operating Temperature Range	32°F to 104°F (0°C to 40°C)
Relative Humidity	0% to 95% non-condensing, for indoor use only
OTHER	
Mounting Height	8-10 feet
Listings	CUL/US Certified, meets ASHRAE Standard 90.1 and CEC Title 24 requirements
Warranty	Limited Five-Year Warranty

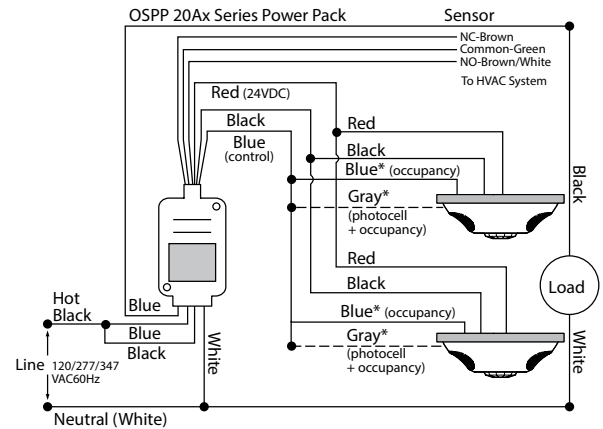
ORDERING INFORMATION

PART NO.	CAT NO.	DESCRIPTION
596049	OS 15C I WH	Passive Infrared Ceiling Sensor, 1500 sq. feet of coverage

FIELD-OF-VIEW



PHYSICAL WIRING



Project Name _____ Catalog # _____

1-800-436-7800 (Support, Option 8) www.lsi-industries.com

© 2018
LSI INDUSTRIES INC.