



Catalog #: \_\_\_\_\_ Project: \_\_\_\_\_

Prepared By: \_\_\_\_\_ Date: \_\_\_\_\_ Type: \_\_\_\_\_

# Mirada Medium (MRM)

## Outdoor LED Area Light



OVERVIEW	
Lumen Package	7,000 - 48,000
Wattage Range	48 - 401
Efficacy Range (LPW)	117 - 160
Weight lbs(kg)	30 (13.6)

### QUICK LINKS

[Ordering Guide](#)[Performance](#)[Photometrics](#)[Dimensions](#)

### FEATURES & SPECIFICATIONS

#### Construction

- Rugged die-cast aluminum housing contains factory prewired driver and optical unit. Cast aluminum wiring access door located underneath.
- Designed to mount to square or round poles.
- Fixtures are finished with LSI's DuraGrip® polyester powder coat finishing process. The DuraGrip finish withstands extreme weather changes without cracking or peeling. Other standard LSI finishes available. Consult factory.
- Shipping weight: 37 lbs in carton.

#### Optical System

- State-of-the-Art one piece silicone optic sheet delivers industry leading optical control with an integrated gasket to provide IP66 rated sealed optical chamber in 1 component.
- Proprietary silicone refractor optics provide exceptional coverage and uniformity in IES Types 2, 3, 5W, FT, FTA and AM.
- Silicone optical material does not yellow or crack with age and provides a typical light transmittance of 93%.
- Zero uplight.
- Available in 5000K, 4000K, and 3000K color temperatures per ANSI C78.377. Also Available in Phosphor Converted Amber with Peak intensity at 610nm.
- Minimum CRI of 70.
- Integral louver (IL) and house-side shield (IH) options available for improved backlight control without sacrificing street side performance. See page 3 for more details.

#### Electrical

- High-performance programmable driver features over-voltage, under-voltage, short-circuit and over temperature protection. Custom lumen and wattage packages available.
- 0-10V dimming (10% - 100%) standard.
- Standard Universal Voltage (120-277 Vac) Input 50/60 Hz or optional High Voltage (347-480 Vac).
- L80 Calculated Life: >100k Hours (See Lumen Maintenance on Page 5)
- Total harmonic distortion: <20%
- Operating temperature: -40°C to +50°C (-40°F to +122°F). 42L and 48L lumen packages rated to +40°C.
- Power factor: >.90
- Input power stays constant over life.
- Field replaceable 10kV surge protection device meets a minimum Category C Low operation (per ANSI/IEEE C62.41.2).
- High-efficacy LEDs mounted to metal-core circuit board to maximize heat dissipation
- Components are fully encased in potting material for moisture resistance. Driver complies with FCC standards. Driver and key electronic components can easily be accessed.

#### Controls

- Optional integral passive infrared Bluetooth™ motion and photocell sensor (see page 9 for more details). Fixtures operate independently and can be commissioned via iOS or Android configuration app
- LSI's AirLink™ wireless control system options reduce energy and maintenance costs while optimizing light quality 24/7. (see page 9 for more details).

#### Installation

- Designed to mount to square or round poles.
- A single fastener secures the hinged door, underneath the housing and provides quick & easy access to the electrical compartment.
- Included terminal block accepts up to 12 ga. wire.
- Utilizes LSI's traditional 3" drill pattern B3 for easy fastening of LSI products. (See drawing on page 9)

#### Warranty

- LSI LED Fixtures carry a 5-year warranty.

#### Listings

- Listed to UL 1598 and UL 8750.
- Meets Buy American Act requirements.
- IDA compliant; with 3000K color temperature selection.
- Title 24 Compliant; see local ordinance for qualification information.
- Suitable for wet Locations.
- IP66 rated Luminaire per IEC 60598.
- 3G rated for ANSI C136.31 high vibration applications are qualified.
- DesignLights Consortium® (DLC) qualified product. Not all versions of this product may be DLC qualified. Please check the DLC Qualified Products List at [www.designlights.org/QPL](http://www.designlights.org/QPL) to confirm which versions are qualified.
- Patented Silicone Optics (US Patent NO. 10,816,165 B2)
- IK08 rated luminaire per IEC 66262 mechanical impact code





# Mirada Medium Outdoor LED Area Light

## ORDERING GUIDE

[Back to Quick Links](#)TYPICAL ORDER EXAMPLE: **MRM LED 36L SIL FTA UNV DIM 50 70CRI ALSCS04 BRZ IL**

Luminaire Prefix	Light Source	Lumen Package	Light Output	Distribution	Orientation <sup>2</sup>	Voltage	Driver
MRM - Mirada	LED	7L - 7,000 lms 9L - 9,000 lms 12L - 12,000 lms 18L - 18,000 lms 24L - 24,000 lms 30L - 30,000 lms 36L - 36,000 lms 42L - 42,000 lms 48L - 48,000 lms Custom Lumen Packages <sup>1</sup>	SIL - Silicone	2 - Type 2 3 - Type 3 5W - Type 5 Wide FT - Forward Throw FTA - Forward Throw Automotive AM - Automotive Merchandise	(blank) - standard L - Optics rotated left 90° R - Optics rotated right 90°	UNV - Universal Voltage (120-277V) HV - High Voltage (347-480V)	DIM - 0-10V Dimming (0-10%)

Color Temp	Color Rendering	Finish	Options
50 - 5,000 CCT 40 - 4,000 CCT 30 - 3,000 CCT AMB - Phosphor Converted Amber <sup>12</sup>	70CRI - 70 CRI	BLK - Black BRZ - Dark Bronze GMG - Gun Metal Gray GPT - Graphite MSV - Metallic Silver PLP - Platinum Plus SVG - Satin Verde Green WHT - White	(Blank) - None IH - Integral Houseside Shield <sup>2</sup> IL - Integral Louver (Sharp Spill Light Cutoff) <sup>2</sup>

### Controls (Choose One)

(Blank) - None	<b>Stand-Alone Controls</b> EXT - 0-10v Dimming leads extended to housing exterior CR7P - 7 Pin Control Receptacle ANSI C136.41 <sup>6</sup> IMSBT1 - Integral Bluetooth™ Motion and Photocell Sensor (8-24' MH) <sup>5</sup> IMSBT2 - Integral Bluetooth™ Motion and Photocell Sensor (25-40' MH) <sup>5</sup>	<b>Lutron Limelight Controls</b> LLC - LimeLight Integral Wireless Radio Control by Lutron <sup>4</sup> LLCS1 - Limelight Integral Wireless Radio Control and PIR Motion/Daylight Sensor by Lutron 8-15' mt height <sup>4</sup> LLCS2 - Limelight Integral Wireless Radio Control and PIR Motion/Daylight Sensor by Lutron 16-30' mt height <sup>4</sup> LLCS3 - Limelight Integral Wireless Radio Control and PIR Motion/Daylight Sensor by Lutron 31-40' mt height <sup>4</sup>
<b>Wireless Controls System</b> ALSC - AirLink Synapse Control System ALSCH - AirLink Synapse Control System Host / Satellite <sup>3</sup> ALSCS02 - AirLink Synapse Control System with 12-20' Motion Sensor ALSCS02 - AirLink Synapse Control System Host / Satellite with 12-20' Motion Sensor <sup>3</sup> ALSCS04 - AirLink Synapse Control System with 20-40' Motion Sensor ALSCS04 - AirLink Synapse Control System Host / Satellite with 20-40' Motion Sensor <sup>3</sup> ALBCS1 - AirLink Blue Wireless Motion & Photo Sensor Controller (8-24' mounting height) ALBCS2 - AirLink Blue Wireless Motion & Photo Sensor Controller (25-40' mounting height)	<b>Button Type Photocells</b> PCI120 - 120V PCI208-277 - 208 -277V PCI347 - 347V	

## Accessory Ordering Information<sup>7</sup>

Controls Accessories	
Description	Order Number <sup>10</sup>
PC120 Photocell for use with CR7P option (120V) <sup>8</sup>	122514
PC208-277 Photocell for use with CR7P option (208V, 240V, 277V) <sup>8</sup>	122515
Twist Lock Photocell (347V) for use with CR7P <sup>8</sup>	122516
Twist Lock Photocell (480V) for use with CR7P <sup>8</sup>	1225180
AirLink 5 Pin Twist Lock Controller <sup>8</sup>	661409
AirLink 7 Pin Twist Lock Controller <sup>8</sup>	661410
PMOS24-24V Pole-Mounted Occupancy Sensor (24V)	663284CLR
Shorting Cap for use with CR7P	149328

Mounting Accessories <sup>9</sup>	
Description	Order Number <sup>10</sup>
Universal Mounting Bracket	684616CLR
Adjustable Slip Fitter (2" - 2 3/8" Tenon)	688138CLR
Horizontal Slip Fitter (2" - 2 3/8" Tenon)	652761CLR
Quick Mount Pole Bracket (Square Pole)	687073CLR
Quick Mount Pole Bracket (4-5" Round Pole)	689903CLR
15 Tilt Quick Mount Pole Bracket (Square Pole)	688003CLR
15 Tilt Quick Mount Pole Bracket (4-5" Round Pole)	689905CLR
Wall Mount Bracket	382132CLR
Wood Pole Bracket (6" Minimum Pole Diameter)	751219CLR

Fusing Options <sup>11</sup>		Shielding Options	
Description	Order Number		
Single Fusing (120V)	See Fusing Accessory Guide	Mirada Small	See Shielding Guide
Single Fusing (277V)		Mirada Medium	
Double Fusing (208V, 240V)		Mirada Large	
Double Fusing (480V)		Zone Medium	
Double Fusing (347V)		Zone Large	
		Slice Medium	

Miscellaneous Accessories	
Description	Order Number
Integral Louver/Shield	690981
Integral House Side Shield	743415
10' Linear Bird Spike Kit (3' Recommended per Luminaire)	751632

### FOOTNOTES:

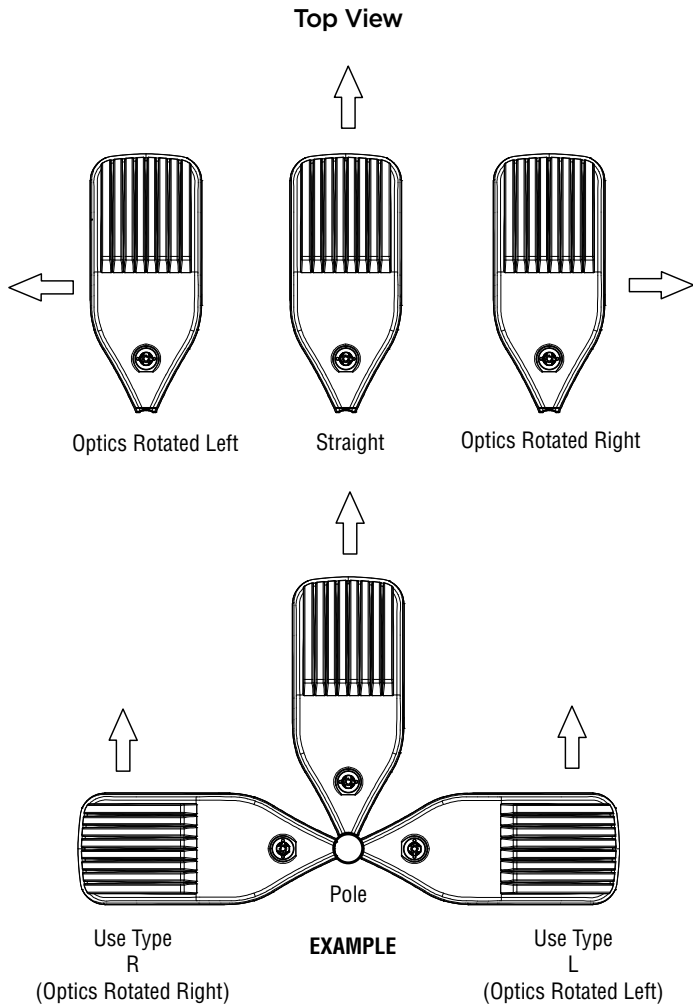
- Custom lumen and wattage packages available, consult factory. Values are within industry standard tolerances but not DLC listed.
- Not available with 5W distribution
- Consult Factory for availability.
- Not available in HV.
- IMSBT is field configurable via the LSI app that can be downloaded from your smartphone's native app store.
- Control device or shorting cap must be ordered separately. See Accessory Ordering Information.
- Accessories are shipped separately and field installed.
- Factory installed CR7P option required. See Options.
- "CLR" denotes finish. See Finish options.
- Only available with ALSC/ALSCH control options.
- Fusing must be located in hand hole of pole. See [Fusing Accessory Guide](#) for compatibility.
- Only available in 9L, 12L, 18L and 24L Lumen Packages. Consult factory for lead time and availability.





# Mirada Medium Outdoor LED Area Light

## OPTICS ROTATION



## ACCESSORIES/OPTIONS

### Integral Louver (IL) and House-Side Shield (IH)

Accessory louver and shield available for improved backlight control without sacrificing street side performance. LSI's Integral Louver (L) and Integral House-Side Shield (IH) options deliver backlight control that significantly reduces spill light behind the poles for applications with pole locations close to adjacent properties. The design maximizes forward reflected light while reducing glare, maintaining the optical distribution selected, and most importantly eliminating light trespass.

### Luminaire Shown with IMSBT & IL/IH Options



### 7 Pin Photoelectric Control

7-pin ANSI C136.41-2013 control receptacle option available for twist lock photocontrols or wireless control modules. Control accessories sold separately. Dimming leads from the receptacle will be connected to the driver dimming leads (Consult factory for alternate wiring).

### Luminaire Shown with PCR 7P





# Mirada Medium Outdoor LED Area Light

[Back to Quick Links](#)

## PERFORMANCE

Delivered Lumens*												
Lumen Package	Distribution	CRI	3000K CCT			4000K CCT			5000K CCT			Wattage
			Delivered Lumens	Efficacy	BUG Rating	Delivered Lumens	Efficacy	BUG Rating	Delivered Lumens	Efficacy	BUG Rating	
7L	2	70	7560	157	B2-U0-G2	7560	157	B2-U0-G2	7560	157	B2-U0-G2	48
	3		7616	159	B1-U0-G2	7616	159	B1-U0-G2	7616	159	B1-U0-G2	
	5W		7292	152	B3-U0-G1	7292	152	B3-U0-G1	7292	152	B3-U0-G1	
	FT		7562	158	B2-U0-G2	7562	158	B2-U0-G2	7562	158	B2-U0-G2	
	FTA		7595	158	B2-U0-G2	7595	158	B2-U0-G2	7595	158	B2-U0-G2	
	AM		7687	160	B1-U0-G1	7687	160	B1-U0-G1	7687	160	B1-U0-G1	
9L	2	70	9853	159	B2-U0-G2	9853	159	B2-U0-G2	9853	159	B2-U0-G2	62
	3		9926	160	B2-U0-G2	9926	160	B2-U0-G2	9926	160	B2-U0-G2	
	5W		9504	153	B3-U0-G2	9504	153	B3-U0-G2	9504	153	B3-U0-G2	
	FT		9856	159	B2-U0-G3	9856	159	B2-U0-G3	9856	159	B2-U0-G3	
	FTA		9900	160	B2-U0-G2	9900	160	B2-U0-G2	9900	160	B2-U0-G2	
	AM		10019	162	B2-U0-G1	10019	162	B2-U0-G1	10019	162	B2-U0-G1	
12L	2	70	13135	155	B3-U0-G2	13135	155	B3-U0-G2	13135	155	B3-U0-G2	85
	3		13232	156	B2-U0-G2	13232	156	B2-U0-G2	13232	156	B2-U0-G2	
	5W		12669	149	B4-U0-G2	12669	149	B4-U0-G2	12669	149	B4-U0-G2	
	FT		13138	155	B2-U0-G3	13138	155	B2-U0-G3	13138	155	B2-U0-G3	
	FTA		13196	155	B2-U0-G2	13196	155	B2-U0-G2	13196	155	B2-U0-G2	
	AM		13355	157	B2-U0-G2	13355	157	B2-U0-G2	13355	157	B2-U0-G2	
18L	2	70	19318	143	B3-U0-G3	19318	143	B3-U0-G3	19318	143	B3-U0-G3	135
	3		19461	144	B3-U0-G3	19461	144	B3-U0-G3	19461	144	B3-U0-G3	
	5W		18633	138	B4-U0-G2	18633	138	B4-U0-G2	18633	138	B4-U0-G2	
	FT		19324	143	B3-U0-G3	19324	143	B3-U0-G3	19324	143	B3-U0-G3	
	FTA		19408	144	B3-U0-G3	19408	144	B3-U0-G3	19408	144	B3-U0-G3	
	AM		19641	145	B3-U0-G2	19641	145	B3-U0-G2	19641	145	B3-U0-G2	
24L	2	70	25957	147	B4-U0-G3	25957	147	B4-U0-G3	25957	147	B4-U0-G3	176
	3		26149	149	B3-U0-G4	26149	149	B3-U0-G4	26149	149	B3-U0-G4	
	5W		25037	142	B5-U0-G3	25037	142	B5-U0-G3	25037	142	B5-U0-G3	
	FT		25964	148	B3-U0-G4	25964	148	B3-U0-G4	25964	148	B3-U0-G4	
	FTA		26077	148	B3-U0-G3	26077	148	B3-U0-G3	26077	148	B3-U0-G3	
	AM		26393	150	B3-U0-G2	26393	150	B3-U0-G2	26393	150	B3-U0-G2	
30L	2	70	32417	140	B4-U0-G3	32417	140	B4-U0-G3	32417	140	B4-U0-G3	232
	3		32656	141	B3-U0-G4	32656	141	B3-U0-G4	32656	141	B3-U0-G4	
	5W		31267	135	B5-U0-G3	31267	135	B5-U0-G3	31267	135	B5-U0-G3	
	FT		32424	140	B3-U0-G4	32424	140	B3-U0-G4	32424	140	B3-U0-G4	
	FTA		32566	140	B4-U0-G3	32566	140	B4-U0-G3	32566	140	B4-U0-G3	
	AM		32960	142	B3-U0-G3	32960	142	B3-U0-G3	32960	142	B3-U0-G3	
36L	2	70	38275	133	B4-U0-G4	38275	133	B4-U0-G4	38275	133	B4-U0-G4	288
	3		38557	134	B4-U0-G5	38557	134	B4-U0-G5	38557	134	B4-U0-G5	
	5W		36917	128	B5-U0-G4	36917	128	B5-U0-G4	36917	128	B5-U0-G4	
	FT		38283	133	B4-U0-G5	38283	133	B4-U0-G5	38283	133	B4-U0-G5	
	FTA		38450	134	B4-U0-G4	38450	134	B4-U0-G4	38450	134	B4-U0-G4	
	AM		38916	135	B3-U0-G3	38916	135	B3-U0-G3	38916	135	B3-U0-G3	



# Mirada Medium Outdoor LED Area Light

## PERFORMANCE (CONT.)

Delivered Lumens*												
Lumen Package	Distribution	CRI	3000K CCT			4000K CCT			5000K CCT			Wattage
			Delivered Lumens	Efficacy	BUG Rating	Delivered Lumens	Efficacy	BUG Rating	Delivered Lumens	Efficacy	BUG Rating	
42L	2	70	44118	125	B5-U0-G4	44118	125	B5-U0-G4	44118	125	B5-U0-G4	354
	3		44444	126	B4-U0-G5	44444	126	B4-U0-G5	44444	126	B4-U0-G5	
	5W		42555	120	B5-U0-G4	42555	120	B5-U0-G4	42555	120	B5-U0-G4	
	FT		44130	125	B4-U0-G5	44130	125	B4-U0-G5	44130	125	B4-U0-G5	
	FTA		44322	125	B4-U0-G4	44322	125	B4-U0-G4	44322	125	B4-U0-G4	
	AM		44859	127	B4-U0-G3	44859	127	B4-U0-G3	44859	127	B4-U0-G3	
48L	2	70	48795	122	B5-U0-G4	48795	122	B5-U0-G4	48795	122	B5-U0-G4	401
	3		49156	123	B4-U0-G5	49156	123	B4-U0-G5	49156	123	B4-U0-G5	
	5W		47066	117	B5-U0-G4	47066	117	B5-U0-G4	47066	117	B5-U0-G4	
	FT		48809	122	B4-U0-G5	48809	122	B4-U0-G5	48809	122	B4-U0-G5	
	FTA		49021	122	B5-U0-G4	49021	122	B5-U0-G4	49021	122	B5-U0-G4	
	AM		49615	124	B4-U0-G3	49615	124	B4-U0-G3	49615	124	B4-U0-G3	

ELECTRICAL DATA (AMPS)*						
Lumens	120V	208V	240V	277V	347V	480V
7L	0.40	0.23	0.20	0.17	0.14	0.10
9L	0.52	0.30	0.26	0.22	0.18	0.13
12L	0.71	0.41	0.35	0.31	0.24	0.18
18L	1.13	0.65	0.56	0.49	0.39	0.28
24L	1.47	0.85	0.73	0.64	0.51	0.37
30L	1.93	1.12	0.97	0.84	0.67	0.48
36L	2.40	1.38	1.20	1.04	0.83	0.60
42L	2.95	1.70	1.48	1.28	1.02	0.74
48L	3.4A	1.9A	1.7A	1.5A	1.2A	0.8A

ELECTRICAL DATA - PHOSPHOR CONVERTED AMBER (AMPS)*							
Lumens	Watts	120V	208V	240V	277V	347V	480V
9L	74.3	0.6A	0.4A	0.3A	0.3A	0.2A	0.2A
12L	102.9	0.9A	0.5A	0.4A	0.4A	0.3A	0.2A

\*Electrical data at 25°C (77°F). Actual wattage may differ by +/-10%

RECOMMENDED LUMEN MAINTENANCE <sup>1</sup> (7-18L)					
Ambient	Initial <sup>2</sup>	25h <sup>2</sup>	50hr <sup>2</sup>	75hr <sup>2</sup>	100hr <sup>2</sup>
0-50 C	100%	96%	92%	88%	84%

RECOMMENDED LUMEN MAINTENANCE <sup>1</sup> (24-48L)					
Ambient	Initial <sup>2</sup>	25h <sup>2</sup>	50hr <sup>2</sup>	75hr <sup>2</sup>	100hr <sup>2</sup>
0-40 C	100%	100%	97%	94%	92%

- Lumen maintenance values at 25C are calculated per TM-21 based on LM-80 data and in-situ testing.
- In accordance with IESNA TM-21-11, Projected Values represent interpolated value based on time durations that are within six times the IESNA LM-80-08 total test duration for the device under testing.
- In accordance with IESNA TM-21-11, Calculated Values represent time durations that exceed six times the IESNA LM-80-08 total test duration for the device under testing.

DELIVERED LUMENS*					
Lumen Package	Distribution	Phosphor Converted Amber (Peak 610nm)			Wattage
		Delivered Lumens	Efficacy	BUG Rating	
9L	2	5848	80	B2-U0-G2	74
	3	6018	82	B1-U0-G2	
	5W	5471	74	B3-U0-G1	
	FT	5801	79	B1-U0-G2	
	FTA	5924	81	B1-U0-G1	
	AM	5995	81	B1-U0-G1	
12L	2	7530	74	B2-U0-G2	102
	3	7749	76	B1-U0-G2	
	5W	7045	69	B3-U0-G2	
	FT	7470	73	B2-U0-G2	
	FTA	7628	75	B2-U0-G2	
	AM	7720	76	B1-U0-G1	
18L	2	9311	69	B2-U0-G2	135
	3	9582	71	B2-U0-G2	
	5W	8712	65	B3-U0-G2	
	FT	9237	68	B2-U0-G2	
	FTA	9433	70	B2-U0-G2	
	AM	9546	71	B2-U0-G1	
24L	2	10955	63	B2-U0-G2	175
	3	11273	64	B2-U0-G2	
	5W	10249	59	B3-U0-G2	
	FT	10867	62	B2-U0-G2	
	FTA	11097	63	B2-U0-G2	
	AM	11230	64	B2-U0-G1	

\*LEDs are frequently updated therefore values are nominal.



# Mirada Medium Outdoor LED Area Light

## PHOTOMETRICS

[Back to Quick Links](#)

Luminaire photometry has been conducted by a NVLAP accredited testing laboratory in accordance with IESNA LM-79-08. As specified by IESNA LM-79-08 the entire luminaire is tested as the source resulting in a luminaire efficiency of 100%.

See <https://www.lsicorp.com/product/mirada-medium/> for detailed photometric data.

### MRM-LED-30L-SIL-2-40-70CRI

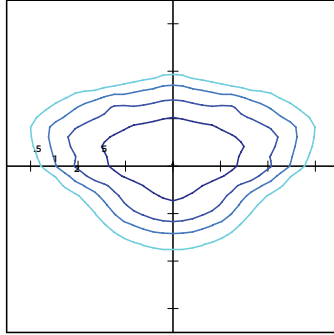
#### LUMINAIRE DATA

Type 2 Distribution	
Description	4000 Kelvin, 70 CRI
Delivered Lumens	32,416
Watts	232
Efficacy	140
IES Type	Type II - Short
BUG Rating	B4-U0-G3

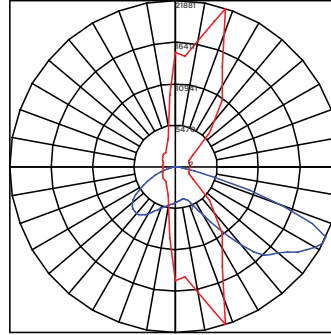
#### Zonal Lumen Summary

Zone	Lumens	%Luminaire
Low (0-30)°	4796	15%
Medium (30-60)°	19811	61%
High (60-80)°	7474	23%
Very High (80-90)°	335	1%
Uplight (90-180)°	0	0%
Total Flux	32416	100%

#### ISO FOOTCANDLE



#### POLAR CURVE



25' Mounting Height/ 25' Grid Spacing  
■ 5 FC ■ 2 FC ■ 1 FC ■ 0.5 FC

### MRM-LED-30L-SIL-3-40-70CRI

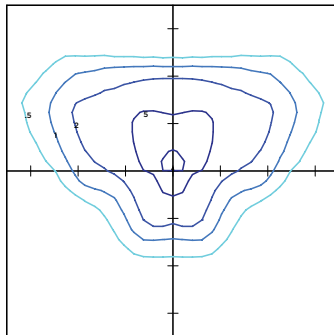
#### LUMINAIRE DATA

Type 3 Distribution	
Description	4000 Kelvin, 70 CRI
Delivered Lumens	32,656
Watts	232
Efficacy	141
IES Type	Type III - Short
BUG Rating	B3-U0-G4

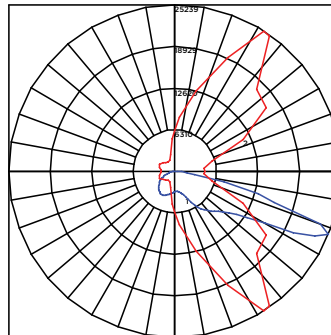
#### Zonal Lumen Summary

Zone	Lumens	%Luminaire
Low (0-30)°	3385	10%
Medium (30-60)°	16250	50%
High (60-80)°	12430	38%
Very High (80-90)°	591	2%
Uplight (90-180)°	0	0%
Total Flux	32656	100%

#### ISO FOOTCANDLE



#### POLAR CURVE



25' Mounting Height/ 25' Grid Spacing  
■ 5 FC ■ 2 FC ■ 1 FC ■ 0.5 FC

### MRM-LED-30L-SIL-FT-40-70CRI

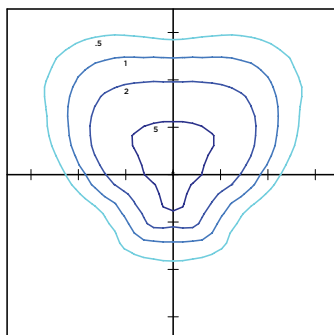
#### LUMINAIRE DATA

Type FT Distribution	
Description	4000 Kelvin, 70 CRI
Delivered Lumens	32,424
Watts	232
Efficacy	140
IES Type	Type IV - Short
BUG Rating	B3-U0-G4

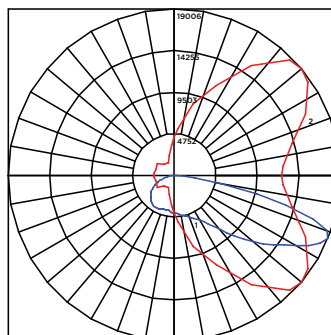
#### Zonal Lumen Summary

Zone	Lumens	%Luminaire
Low (0-30)°	3952	12%
Medium (30-60)°	15505	48%
High (60-80)°	12279	38%
Very High (80-90)°	688	2%
Uplight (90-180)°	0	0%
Total Flux	32424	100%

#### ISO FOOTCANDLE



#### POLAR CURVE



25' Mounting Height/ 25' Grid Spacing  
■ 5 FC ■ 2 FC ■ 1 FC ■ 0.5 FC





# Mirada Medium Outdoor LED Area Light

## PHOTOMETRICS (CONT)

### MRM-LED-30L-SIL-5W-40-70CRI

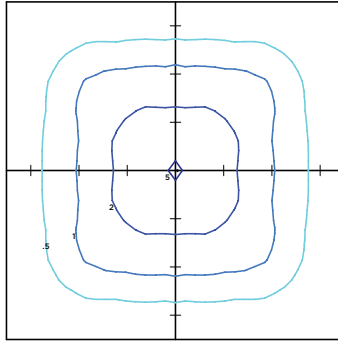
#### LUMINAIRE DATA

Type 5W Distribution	
Description	4000 Kelvin, 70 CRI
Delivered Lumens	31,267
Watts	232
Efficacy	135
IES Type	Type VS - Short
BUG Rating	B5-U0-G3

#### Zonal Lumen Summary

Zone	Lumens	%Luminaire
Low (0-30)°	3138	10%
Medium (30-60)°	13193	42%
High (60-80)°	14641	47%
Very High (80-90)°	296	1%
Uplight (90-180)°	0	0%
Total Flux	31267	100%

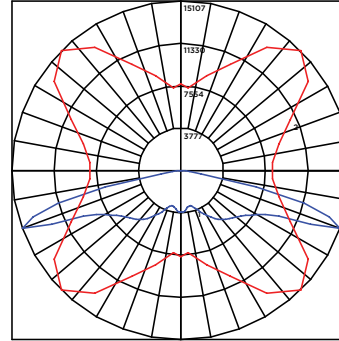
#### ISO FOOTCANDLE



25' Mounting Height/ 25' Grid Spacing

■ 5 FC   
■ 2 FC   
■ 1 FC   
■ 0.5 FC

#### POLAR CURVE



### MRM-LED-30L-SIL-FTA-40-70CRI

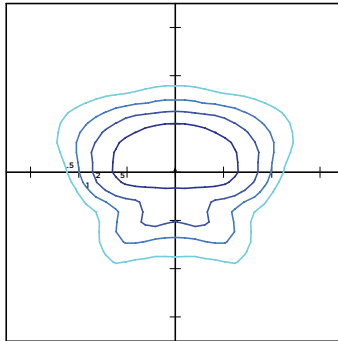
#### LUMINAIRE DATA

Type FTA Distribution	
Description	4000 Kelvin, 70 CRI
Delivered Lumens	32,566
Watts	232
Efficacy	140
IES Type	Type VS - Short
BUG Rating	B4-U0-G3

#### Zonal Lumen Summary

Zone	Lumens	%Luminaire
Low (0-30)°	6986	21%
Medium (30-60)°	19172	59%
High (60-80)°	5875	18%
Very High (80-90)°	534	2%
Uplight (90-180)°	0	0%
Total Flux	32566	100%

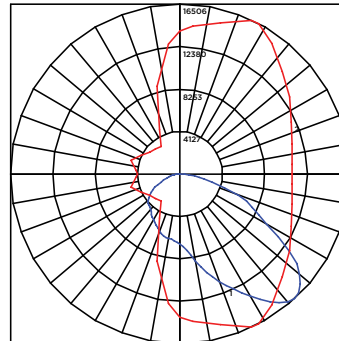
#### ISO FOOTCANDLE



25' Mounting Height/ 25' Grid Spacing

■ 5 FC   
■ 2 FC   
■ 1 FC   
■ 0.5 FC

#### POLAR CURVE



### MRM-LED-30L-SIL-AM-40-70CRI

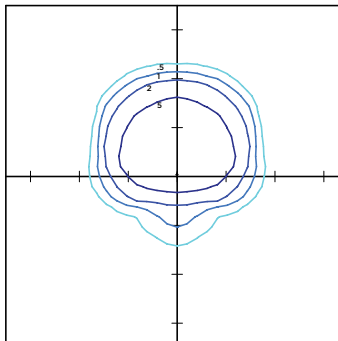
#### LUMINAIRE DATA

Type AM Distribution	
Description	4000 Kelvin, 70 CRI
Delivered Lumens	32,960
Watts	232
Efficacy	142
IES Type	Type III - Very Short
BUG Rating	B3-U0-G3

#### Zonal Lumen Summary

Zone	Lumens	%Luminaire
Low (0-30)°	6363	9%
Medium (30-60)°	22026	43%
High (60-80)°	4192	48%
Very High (80-90)°	379	1%
Uplight (90-180)°	0	0%
Total Flux	32960	100%

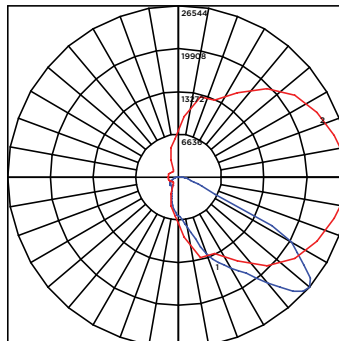
#### ISO FOOTCANDLE



25' Mounting Height/ 25' Grid Spacing

■ 5 FC   
■ 2 FC   
■ 1 FC   
■ 0.5 FC

#### POLAR CURVE

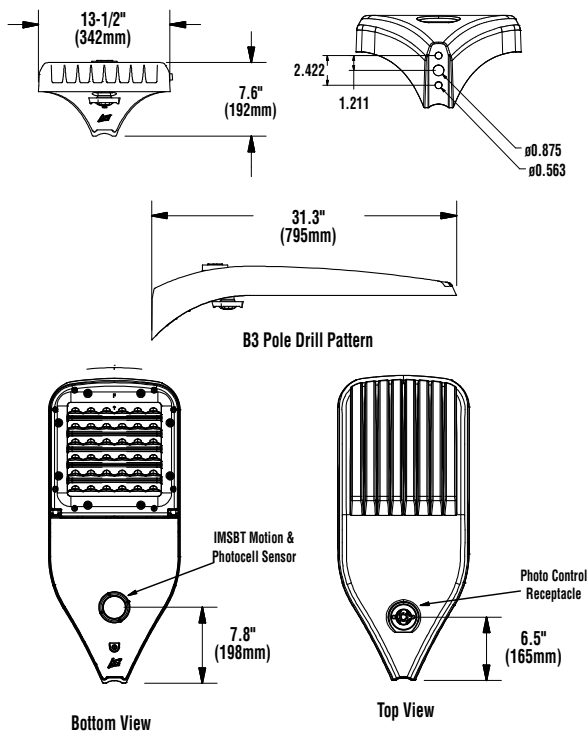




# Mirada Medium Outdoor LED Area Light

[Back to Quick Links](#)

## PRODUCT DIMENSIONS



LUMINAIRE EPA CHART - MRM								
Tilt Degree		0°	30°	45°	Tilt Degree	0°	30°	45°
Single		0.5	1.5	1.9	T90°	1.0	2.5	2.8
D180°		1.0	1.5	1.9	TN120°	1.0	3.3	3.9
D90°		0.8	1.9	2.3	Q90°	1.0	2.5	2.8

## CONTROLS

### AirLink Wireless Lighting Controller

The AirLink integrated controller is a California Title 24 compliant lighting controller that provides real-time light monitoring and control with utility-grade power monitoring. It includes a 24V sensor input and power supply to connect a sensor into the outdoor AirLink wireless lighting system. The wireless integrated controller is compatible with this fixture.

Click the link below to learn more details about AirLink.

<https://www.lsicorp.com/wp-content/uploads/documents/products/airlink-outdoor-specsheet.pdf>

### Integral Bluetooth™ Motion and Photocell Sensor (IMSBT)

Slim low profile sensor provides multi-level control based on motion and/or daylight. Sensor controls 0-10 VDC LED drivers and is rated for cold and wet locations (-30° C to 70° C). Two unique PIR lenses are available and used based on fixture mounting height. All control parameters are adjustable via an iOS or Android App capable of storing and transmitting sensor profiles.

Click the link below to learn more details about IMSBT.

<https://www.lsicorp.com/wp-content/uploads/documents/products/imsbt-specsheet.pdf>

### AirLink Blue

Wireless Bluetooth Mesh Outdoor Lighting Control System that provides energy savings, code compliance and enhanced safety/security for parking lots and parking garages. Three key components; Bluetooth wireless radio/sensor controller, Time Keeper and an iOS App. Capable of grouping multiple fixtures and sensors as well as scheduling time-based events by zone. Radio/Sensor Controller is factory integrated into Area/Site, Wall Mounted, Parking Garage and Canopy luminaires.

Click the link below to learn more details about AirLink Blue.

<https://www.lsicorp.com/product/airlink-blue/>





# Mirada Medium Outdoor LED Area Light

## POLES & BRACKETS

LSI offers a full line of poles and mounting accessories to complete your lighting assembly. Aluminum and steel in both square and round shafts. In addition, LSI offers round tapered, fluted and hinge based poles. Designed and engineered for durability and protected with our oven baked DuraGrip Protection System. Also available with our DuraGrip+ Protection system for unmatched corrosion resistance and an extended warranty. American made in our Ohio facility with industry leading lead times.

Click the link below to learn more details about poles & brackets.

<https://www.lsicorp.com/products/poles-brackets/>



### BKA UMB CLR

The 3G rated UMB allows for seamless integration of LSI luminaires onto existing/ retrofit or new construction poles. The UMB was designed for square or round (tapered or straight) poles with two mounting hole spacings between 3.5" - 5".



### BKS PQM15 CLR

The Pole Quick Mount Bracket allows for preset 15° uptilt of LSI luminaires for greater throw of light and increased vertical illumination as well as fast installation onto poles with LSI's 3" or 5" bolt pattern.



### BKA ASF CLR

The adjustable Slip Fitter is a 3G rated rugged die cast aluminum adapter to mount LSI luminaires onto a 2" iron pipe, 2 3/8 OD tenon. The Adjustable Slip Fitter can be rotated 180° allowing for tilting LSI luminaires up to 45° and 90° when using a vertical tenon.



### BKS PQMH CLR


The Pole Quick Mount Bracket allows for lightning fast installation of LSI luminaires onto existing and new construction poles with LSI's B3 or B5 standard pole bolt patterns.



Square Pole  
14'-39'



Round Pole  
10'-30'



Tapered Pole  
20'-39'

