


_____ Project name
 _____ Prepared by
 / / Date



AirLink™ 16AMP Power Pack

enabled by Lutron®



Catalog#: **ALPP 16A or ALPP 16ACC**

Part #: **655227 or 632642**

(see ordering guide for BAA certified options)

The 16AMP power pack is a radio frequency (RF) device that controls up to 16A of general-purpose load based on input from wireless switches and ceiling-mounted wireless occupancy and daylight sensors. An optional low-voltage dry contact closure output is available to communicate occupancy status to 3rd-party systems such as HVAC controllers. Communication with RF input devices, such as wireless switches and ceiling-mounted wireless sensors, is accomplished using Lutron Clear Connect RF Technology.

Applications



Small offices



Conference rooms



Classrooms



Lounges

Features

- All AirLink wireless controls are compatible with the wireless hub which enables a simple setup process using a standard web browser on any Wi-Fi enabled phone, tablet or computer. The hub also enables control and monitoring of all wireless devices
- Capable of switching 16A of general-purpose loads
- Optional low-voltage dry contact closure output provides integration to building management systems, HVAC, VAV, etc.
- Receives wireless inputs from up to 10 wireless switches, 10 ceiling-mounted wireless occupancy/vacancy sensors & 1 ceiling-mounted wireless daylight sensor
- Mounts to a junction box through a standard half-inch (NPT trade size) knockout
- LED status indicator shows current load status & provides programming feedback
- Power failure memory: If power is interrupted, connected loads will return to the previous level prior to interruption
- Daylighting can be overridden by pressing the ON button on any associated wireless switch. Daylighting is re-enabled after 2 hours or after the room become unoccupied

Specifications

Regulatory Approvals

- COFETEL
- CSA & IC
- Complies with requirements for use in a compartment handling environmental air (plenum) per NEC® 2011 300.22(C)(3)
- UL Listed, UL 2043 Plenum Rated, NOM, and FCC Approved. Complies with the limits for a Class B digital device, pursuant to Part 15 of the FCC Rule

Power / Load

- Operating voltage: 120 – 277 V \ominus 50/60 Hz
- Maximum load: 16A general purpose. No minimum load requirements
- Load types include (but are not limited to): Incandescent, MLV, ELV, Resistive, Inductive, Magnetic fluorescent, Electronic fluorescent
- Motor rating: 0.5 HP (120V \ominus), 1.5 HP (277V \ominus)

Certifications & Affiliations



Canada: Industry
Canada (IC)



Specifications (continued)

Environmental

Ambient Operating Temperature: 32°F to 131°F (0°C to 55°C), 0–90% humidity, non-condensing; indoor use only

Range

- Lutron Clear Connect RF Technology allows for 30ft (10m) of range

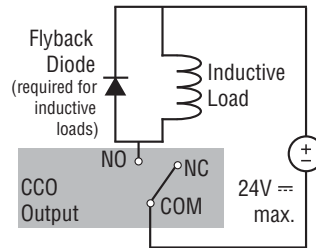
Softswitch

- Lutron's Softswitch circuit eliminates relay arcing at mechanical contacts
- Extends relay life to an average of 1 million cycles
- Output is non-latching

Contact Closure Output (CC version only)

- Provides occupancy status to 3rd-party equipment such as building management systems, HVAC & VAV controllers
- Provides both normally open (MNO) and normally closed (NC) dry contacts
- Maintained output type
- CCO terminals accept 20 to 16AWG (0.5 to 1.5mm²) solid or stranded wire
- Output is latching
- Not for voltages greater than 24V
- The CCO is not rated to control unclamped inductive loads. Inductive loads include, but are not limited to: relays, solenoids, and motors. To control these types of equipment, a flyback diode must be used (DC voltages only)

Contact Closure Output



Switching Voltage	Resistive Load
0-24V \equiv	1.0A
0-24V \ominus	0.5A

Ordering Information

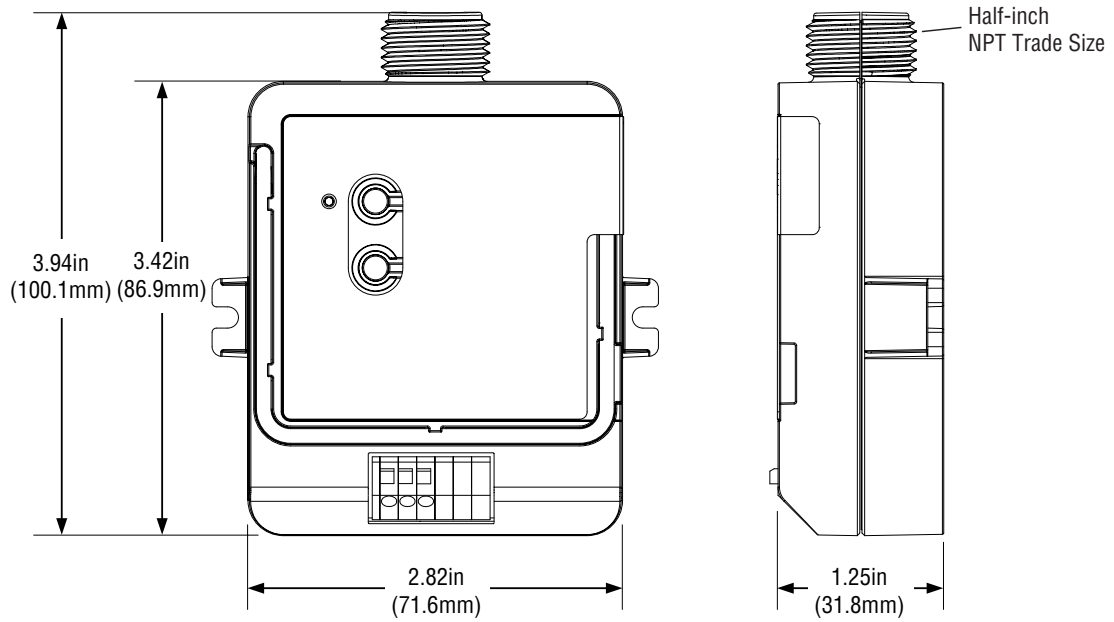
Part #	Catalog #	Description
655227	ALPP 16A	AirLink System – 16AMP Power Pack, ON/OFF
655145	ALPP 16A BAA	AirLink System – 16AMP Power Pack, ON/OFF, BAA certified
632642	ALPP 16ACC	AirLink System – 16AMP Power Pack, ON/OFF, contact closure output
655143	ALPP 16ACC BAA	AirLink System – 16AMP Power Pack, ON/OFF, contact closure output, BAA certified



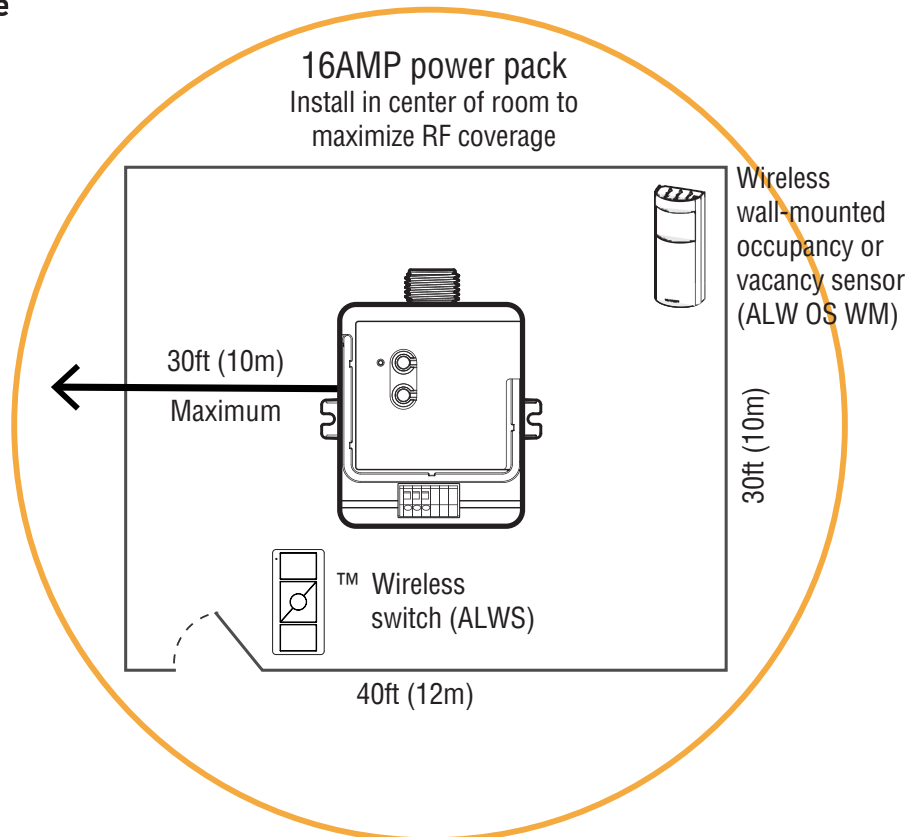
AirLink™ 16AMP Power Pack

enabled by Lutron®

Dimensions



Fixture Range



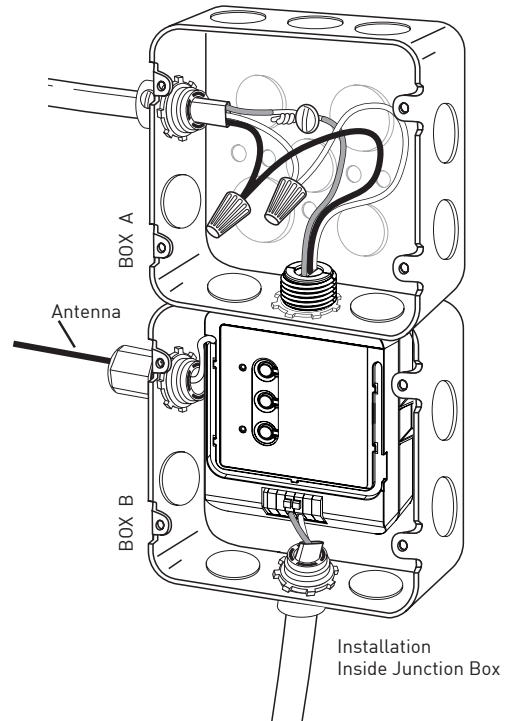
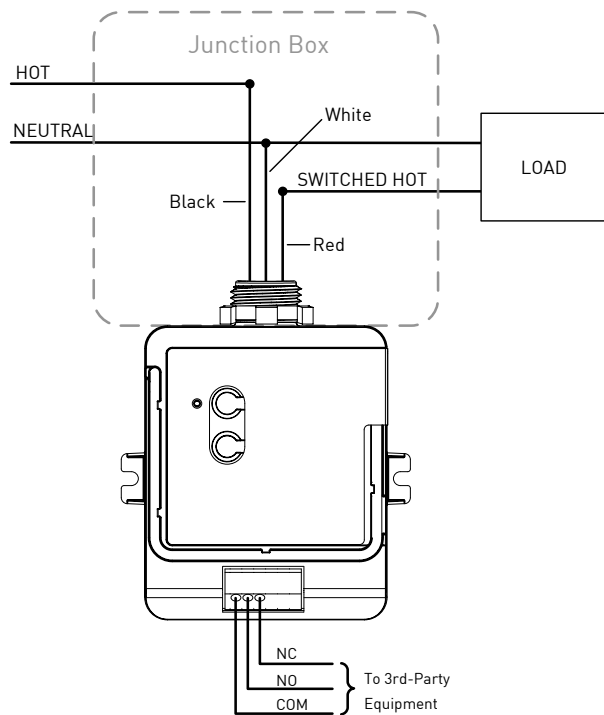


CCO Operation affected only by associated occupancy or vacancy sensors

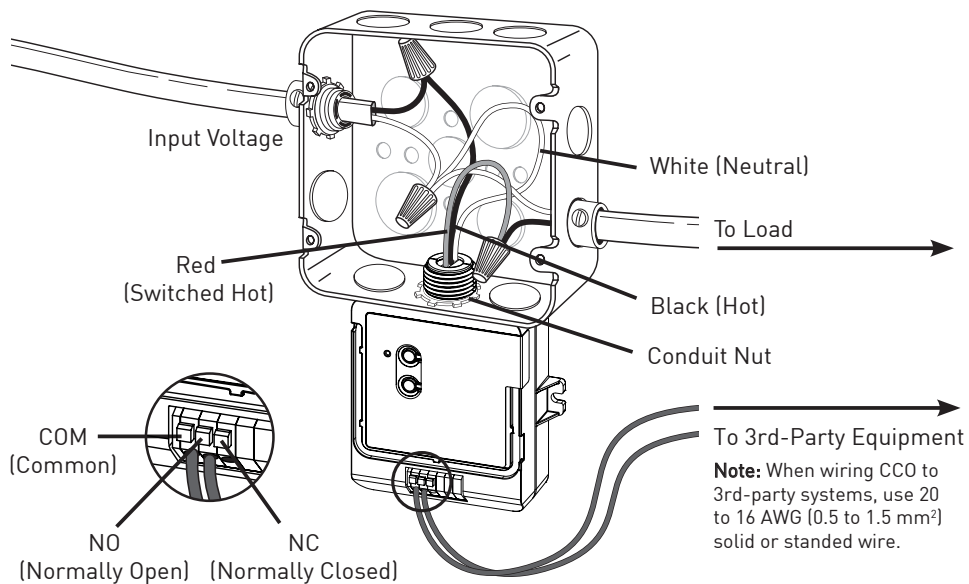
Room Occupied: NO = Close NC = Open

Room Unoccupied: NO = Open NC = Close

Wiring Diagram

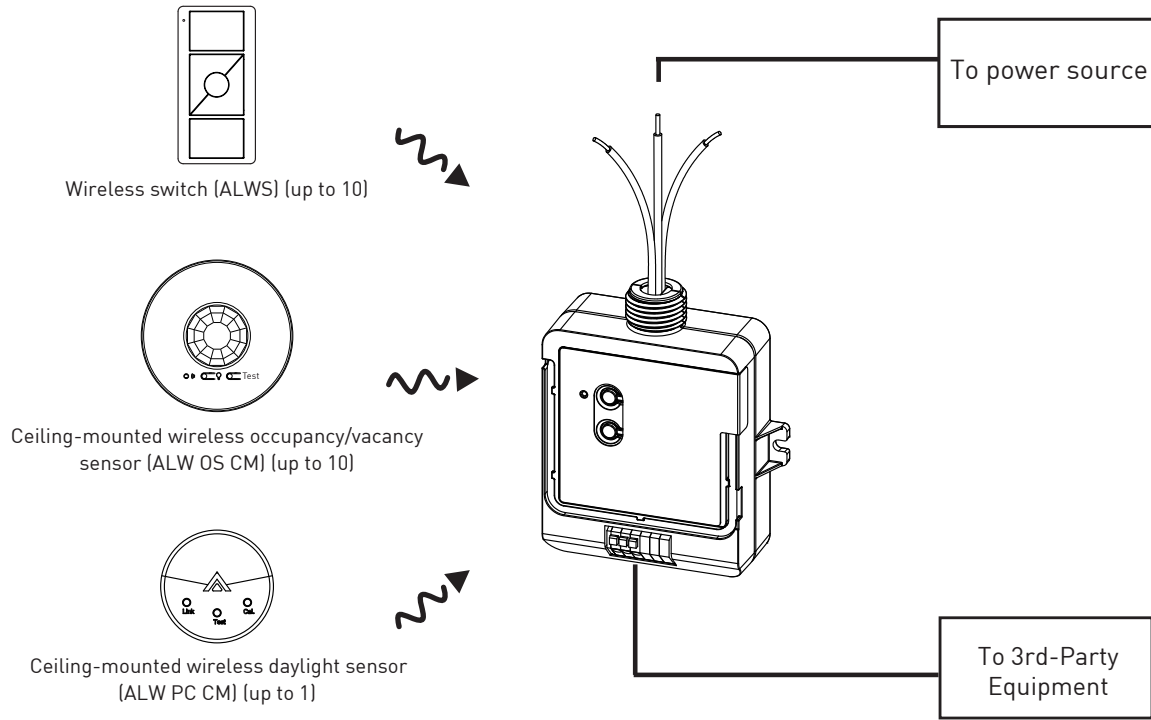


In some applications, an the power pack can be installed inside a 4in X 4in (102mm X 102mm) junction box.





System Diagram



Default Operation

Transmitting Device	Transmitted Command	Load Relay Default Action	CCO Default Action
Wireless Switch	On	Close	No Action
	Off	Open	No Action
	Raise/Lower	No Action	No Action
	Preset	Close	No Action
Ceiling-Mounting Wireless Occupancy Sensor	Occupied	Close	NO = Close NC = Open
	Unoccupied	Open	NO = Open NC = Closed
Ceiling-Mounted Wireless Vacancy Sensor	Occupied	No Action	NO = Close NC = Open
	Unoccupied	Open	NO = Open NC = Closed
Ceiling-Mounted Wireless Daylight Sensor	Ambient Light Below Target Level	Close	No Action
	Ambient Light Above Target Level	Open	No Action



The AirLink System

Wireless controls & sensors



Wireless remotes & switches



Occupancy/Vacancy & Daylight sensors



AirLink-integrated Fixtures

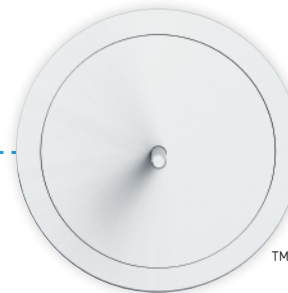


AirLink-compatible Fixtures



Plug load controllers

Centralized control & integration



Wireless hub



Wired / Ethernet

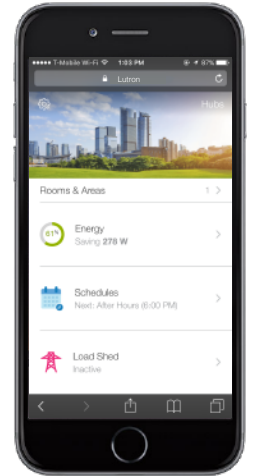


Demand Response



BACnet integration

Simple-to-use software



Lighting control web app

Contact LSI Controls



Sales
controls.sales@lsi-industries.com



Support
controls.support@lsi-industries.com
1 (800) 436-7800 (support, option 8)



More information
For more information on AirLink, visit our website at www.lsi-airlink.com/airlink