



DECO | LIGHTING

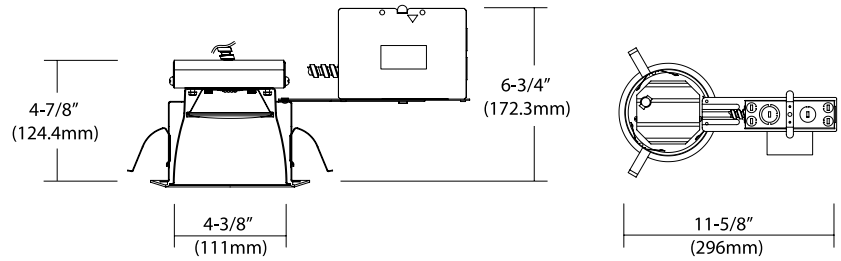
DLED-RFK4

4" NON-IC Remodel Frame-In Kit



Job Information

Type:	
Catalog #:	
Project:	
Comments:	
Prepared by:	



Ceiling Cut-out : 5"

Optional: Easy-quick connector case (patent pending)



Description

4" Remodel frame-in kits combined with LED module and integral reflector. This is designed for use in non-insulated ceiling. Insulation material must be kept a minimum of 3" from fixture. Provided in high efficacy LED with dimmable driver and the special optical diffusion allows high lumen transmission and light uniformity.

Ordering Information

Example: (DLED-RFK4-14A-50-DLEDT-R422-UNV-DM)

DLED-RFK4

Series	Wattage/Lumens	Color Temp.	Trim	Voltage	Options
4" NON-IC Remodel Frame-in Kit	14A 14W/950	30 3000K	See page 2	UNV 120-277V ¹	DM Dimmable ²
	23 23W/1740	35 3500K			ECQ Easy-Quick Connector case
	40 4000K	40 4000K			EM Emergency

¹Triac 120V low voltage electronic dimmer switches
²0-10V dimmer switches

Deco Lighting practices a program of continuous product development, and as a result product specifications change frequently. We reserve the right to change product specifications without notice. Contact Deco for the latest product information.

©2016 Deco Lighting, www.getdeco.com T: (800) 613-DECO F: (310) 366-6855
Rev Date: 8/03/16 #1



Digitize your light.®

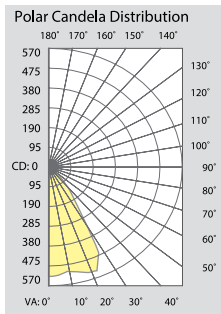
Features

- LED module & Trim**
 Aluminum extruded Heat sink designed to facilitate heat dissipation to reduce LED junction temperature for maintaining constant light output, color and life of solid state components.
 Module construction includes LED, heat sink and lens.
 Heavy gauge aluminum reflector anodized in clear, haze, gold, champagne and pewter color finish.
 Reflectors may provide with black and white milled groove baffle collar.
- Junction Box**
 Listed for through branch circuit wiring. (Max 8 No 12 AWG 90°C branch circuit conductors. (4 in, 4 out) (5)1/2" knockouts with true pry-out slots and (4) knockouts with Romex cable clamp.
 Ground wire provided on J-box.
- Remodel Clips**
 3 remodel clips secure housing and accommodates 1/2" and 5/8" ceiling materials.
- Electrical**

120-277V input high efficacy drivers with the capability to dim by ¹a Triac 120V low voltage electronic dimmer switches, or ²by 0-10V dimmer switches.
 Driver feature power factor >.90, THD <20% and has integral thermal protection to sense over temperature or internal failure.
 Driver mounts externally to the module, allowing future replacement, if needed.
 Consult with factory for optional 0-10V analog dimmable driver.

- Options**
 Emergency battery back-up: Available in mounted to fixture or remote adjacent to luminaire (consult with factory for exact application).
- Warranty**
 50,000hrs of lamp life.
- Listing**
 ETL Listed. CA Title 24.

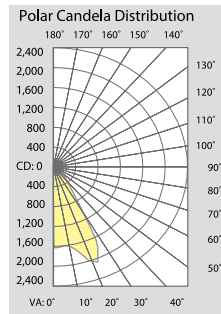
Photometry



Illuminance at a Distance		
Center Beam FC	Beam Width	
2.0ft	147.3 fc	2.7 ft
4.0ft	36.8 fc	5.3 ft
6.0ft	16.4 fc	8.0 ft
8.0ft	9.2 fc	10.6 ft
10.0ft	5.9 fc	13.3 ft
12.0ft	4.1 fc	16.0 ft

Beam Spread: 66°

14W



Illuminance at a Distance		
Center Beam FC	Beam Width	
2.0ft	228.7 fc	2.7 ft
4.0ft	57.2 fc	5.3 ft
6.0ft	25.4 fc	8.0 ft
8.0ft	14.3 fc	10.6 ft
10.0ft	9.2 fc	13.3 ft
12.0ft	6.4 fc	16.0 ft

Beam Spread: 66°

23W

Trims

DLEDT-R44 Specular Open Reflector	DLEDT-R414 Baffle w/ Reflector	DLEDT-R441 Baffle w/ Regressed Lens
		
		
DLEDT-R422 Reflector w/ Regressed Lens	DLEDT-R436 Wall Wash w/ Kick-Off Plate	DLEDT-R440 Reflector w/ Frosted Floating Lens

All trims are rated for damp location and regressed lens trims are wet location listed.