



DECO | LIGHTING

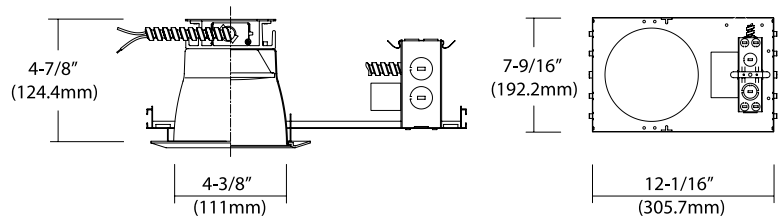
# DLED-CFK4

## 4" NON-IC Frame-in LED Kit



### Job Information

Type:	
Catalog #:	
Project:	
Comments:	
Prepared by:	



Ceiling Cut-out: 5"

### Description

Optional: Easy-quick connector case (patent pending)



4" flat frame-in kits combined with LED module and integral reflector. This is designed for use in non-insulated ceiling. Insulation material must be kept a minimum of 3" from fixture. Provided in high efficacy LED with dimmable driver and the special optical diffusion allows high lumen transmission and light uniformity.

### Ordering Information

Example: (DLED-CFK4-14A-50-DLEDT-R422-UNV-DM)

DLED-CFK4

Series	Wattage/Lumens	Color Temp.	Trim	Voltage	Options
4" NON-IC Frame-in LED Kit	14A 14W/950 23 23W/1740	30 3000K 35 3500K 40 4000K	See page 2	UNV 120-277V <sup>1</sup>	DM Dimmable <sup>2</sup> ECQ Easy-Quick Connector case EM Emergency

<sup>1</sup>Triac 120V low voltage electronic dimmer switches  
<sup>2</sup>0-10V dimmer switches

Deco Lighting practices a program of continuous product development, and as a result product specifications change frequently. We reserve the right to change product specifications without notice. Contact Deco for the latest product information.

©2016 Deco Lighting, www.getdeco.com T: (800) 613-DECO F: (310) 366-6855  
Rev Date: 8/03/16 #1

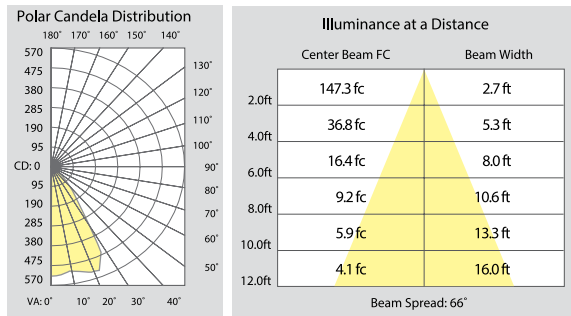


Digitize your light.®

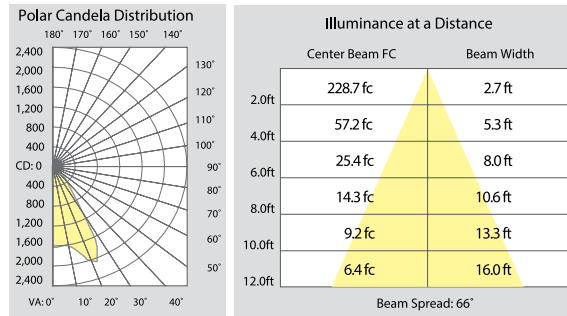
### Features

- Mounting Frame**  
 20-gauge CRS mounting ring, black-painted. 1-5/8" deep collar may use for various thickness of ceiling materials.
- LED module & Trim**  
 Aluminum extruded Heat sink designed to facilitate heat dissipation to reduce LED junction temperature for maintaining constant light output, color and life of solid state components.  
 Module construction includes LED, heat sink and lens.  
 Heavy gauge aluminum reflector anodized in clear, haze, gold, champagne and pewter color finish. Reflectors may provide with black and white milled groove baffle collar.
- Junction Box**  
 Listed for through branch circuit wiring. (Max. 8 No 12 AWG 90°C branch circuit conductors. (4 in, 4 out) (5)1/2" knockouts with true pry-out slots and (4) knockouts with Romex cable clamp.  
 Ground wire provided on J-box.
- Mounting Channel Bracket**  
 Commercial mounting kit provided up to 5" vertical adjustment, which accommodates 1/2" EMT conduit, optional HB-24 or HBC-24 bar hanger or lathing channels for T-bar grid or concealed spline ceiling.
- Electrical**  
 120~277V input high efficacy drivers with the capability to dim by <sup>1</sup>a Triac 120V low voltage electronic dimmer switches, or <sup>2</sup>by 0-10V dimmer switches.  
 Driver feature power factor >.90, THD <20% and has integral thermal protection to sense over temperature or internal failure.  
 Driver mounts externally to the module, allowing future replacement, if needed.  
 Consult with factory for optional 0-10V analog dimmable driver.
- Options**  
 Emergency battery back-up: Available in mounted to fixture or remote adjacent to luminaire (consult with factory for exact application).
- Warranty**  
 50,000hrs of lamp life.
- Listing**  
 ETL Listed. CA Title 24.

### Photometry



14W



23W

### Trims

DLEDT-R44 Specular Open Reflector	DLEDT-R414 Baffle w/ Reflector	DLEDT-R441 Baffle w/ Regressed Lens
		
		
DLEDT-R422 Reflector w/ Regressed Lens	DLEDT-R436 Wall Wash w/ Kick-Off Plate	DLEDT-R440 Reflector w/ Frosted Floating Lens

All trims are rated for damp location and regressed lens trims are wet location listed.